

*Lilac*®

*Your Breast Health Matters...*

## Take a quick SCAN

LILAC is a state-of-the-art Cassette Mammography System designed to capture high quality images in a quick scan. Quick scan enables pain free screening to the patient and maximum productivity to the clinics



### Flexi-upgrade System

Invest on the model that fits your budget and needs. LILAC is available in two variants: from a CR empowered basic model to digital system. The advantage lies in the system's flexibility, allowing for seamless and cost-effective upgrades to higher-end models.



### Innovative Design

Witness the newest design in a Mammography System which is compact, robust and patient friendly. Ease your patient's anxiety and welcome her into a space of comfort. The system is very compact, small enough to be effortlessly accommodated within a mobile van.



### Straightforward Navigation

Taking mammograms is now simplified with LILAC. Schedule your patients for the day and perform screening with the Intuitive workflow guiding you throughout the procedure.



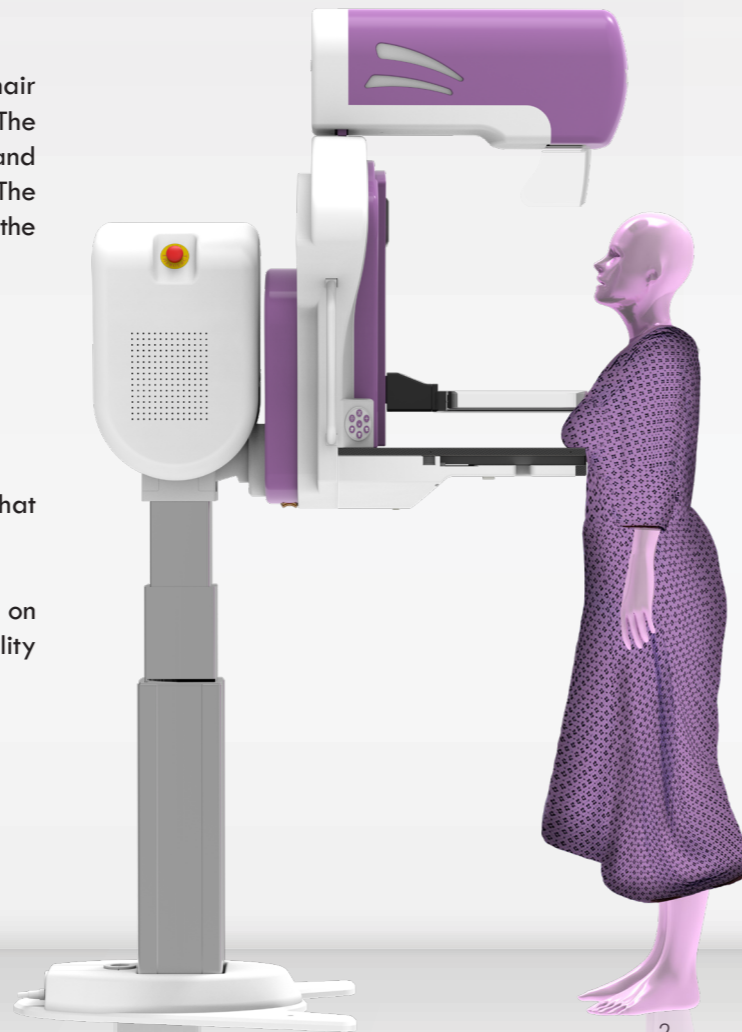
### Get closer to the chest wall

With LILAC, women who are bound to wheelchair can be screened without any discomfort. The system moves to its lowest retracted height and inclines forward towards the patient. The inclination also ensures that maximum area of the breast is imaged during the screening.

## Choose what fits right for you

Lilac is a futuristic and economical Mammography solution that can cater to all clinics. Lilac models ranges from:

Basic Cassette empowered design which digitizes the images on CR system → Digital Mammography System with High quality Images



## The newest comforting design with automation



### Give Comfort

Comfortable patient positioning is the biggest challenge during a Mammography Screening procedure. The compact design of LILAC makes it easier for the clinicians to position the patient. To add more comfort, LILAC is equipped with ergonomic handles and face shield so that the patient can be in a natural position during the examination. Automation is the key to higher throughput in LILAC. The system consists of one-click keypads present on both sides of the machine. The unit also automatically moves to MLO position in a single click without the patient being repositioned for a 4-view examination.



### Compressions are now pain-free

They say compressions are painful. With LILAC's ergonomic and steady compression system, the patient can remain at ease and comfort during the screening procedure. The system has a variable compression speed which slows down when the soft paddle with curved edges nears the tissue for a relaxed compression.




### In-built AEC and gridless technology

Cutting-off an exposure in a Mammography examination is very crucial. LILAC has an in-built Automatic Exposure Control which automatically cuts off the exposure as soon as the optimum exposure is delivered, and satisfactory image is obtained. LILAC uses gridless technology which rejects the scattered radiation without the needs of the anti-scatter grid. The result is a reduced dose to the patient and improved resolution.



### Mammograms of high image quality

The Cassette Mammography Unit can be combined with a CR System which produces high quality images. The images are DICOM compatible and can be uploaded to the hospital server for quick diagnosis.



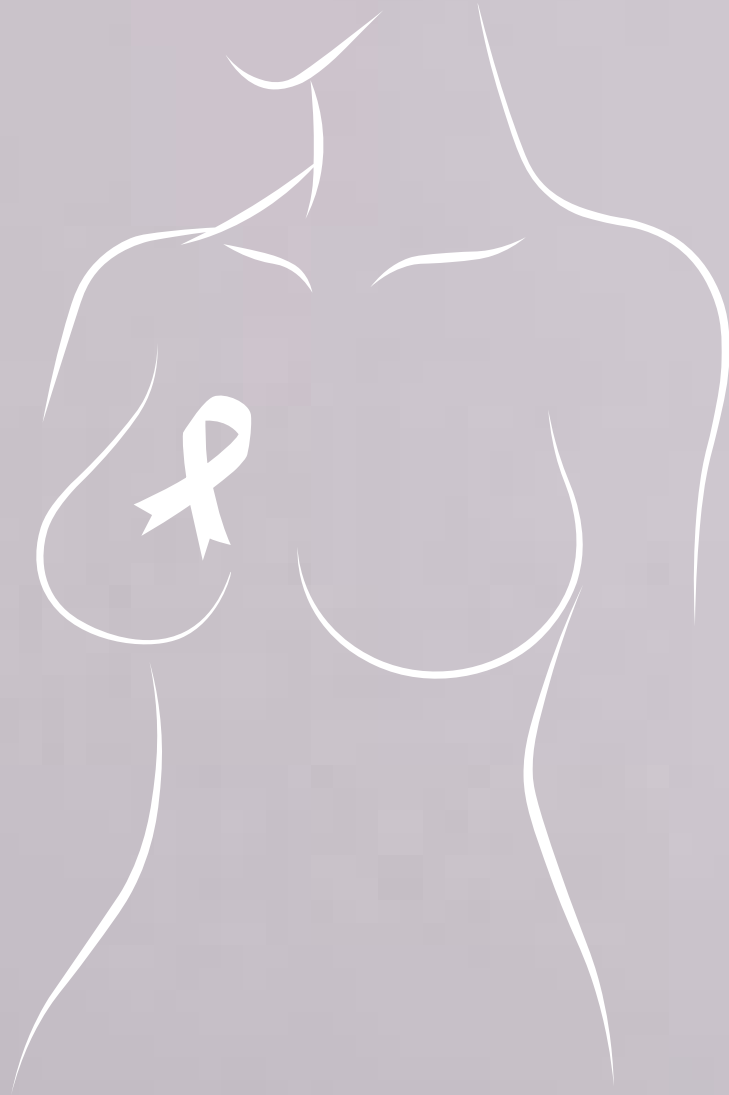
### Simplified Workflow

Mammography examinations are now simplified with LILAC's intuitive and simple workflow. The user interface (UI) is available on a feather-touch based platform on the control console. The exposure window at the UI projects all the necessary information about the patient and the exposure.



*With this, we promise to offer you a solution that best fits your need and a system that is future ready.*





**Panacea Medical Technologies Pvt. Ltd.**

✉ [contact@panaceamedical.com](mailto:contact@panaceamedical.com)  
🌐 [www.panaceamedical.com](http://www.panaceamedical.com)