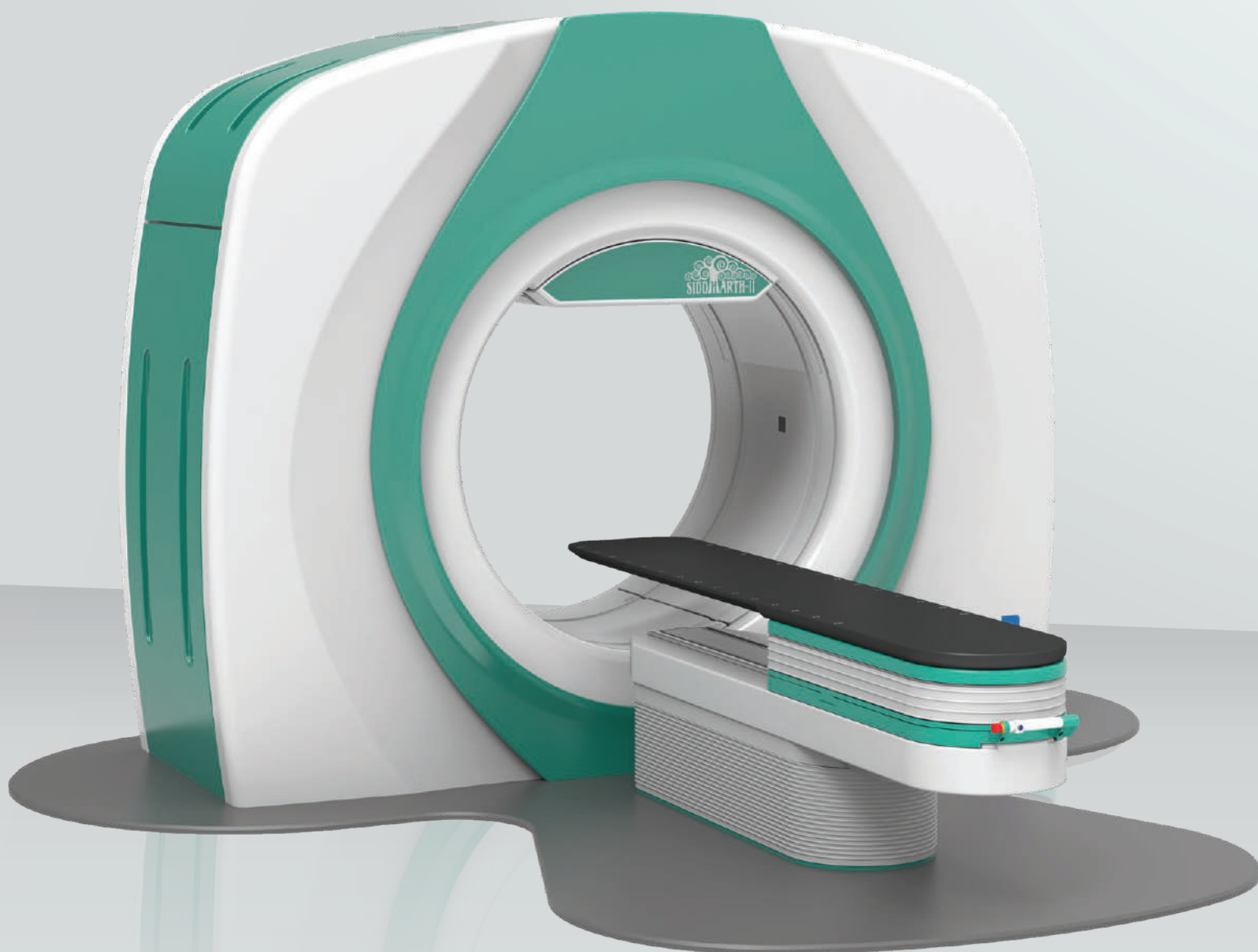




SBRT enabled 6MV Linear Accelerator



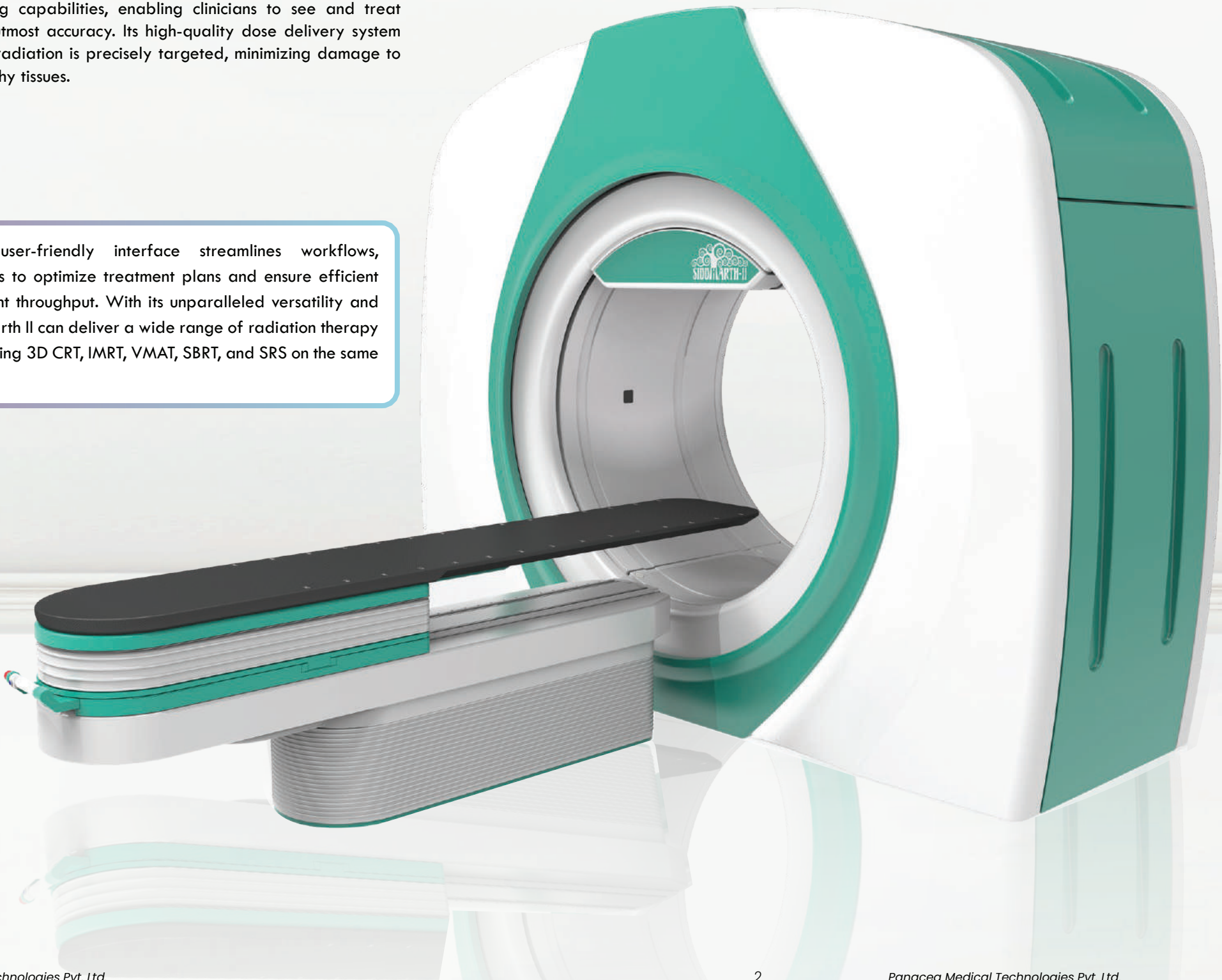
# Discover the feature-rich Siddharth-II Linear Accelerator now!!

Experience the evolution of Radiation Therapy, where precision meets personalized patient care. At Panacea, we constantly strive to innovate new technologies to transform cancer care. After years of extensive research, we have achieved a ground-breaking solution for today and the future.

Introducing Siddharth II - the ideal solution that will revolutionize modern radiotherapy centers. Siddharth-II boasts the most advanced technologies, providing a cutting-edge solution that addresses every clinician's need. With an amalgamation of advanced treatment techniques and standardized, personalized care, Siddharth-II is the perfect choice for those seeking the best in cancer treatment.

Our state-of-the-art linear accelerator is equipped with advanced patented imaging capabilities, enabling clinicians to see and treat tumors with the utmost accuracy. Its high-quality dose delivery system ensures that the radiation is precisely targeted, minimizing damage to surrounding healthy tissues.

Siddharth II's user-friendly interface streamlines workflows, allowing clinicians to optimize treatment plans and ensure efficient and faster patient throughput. With its unparalleled versatility and flexibility, Siddharth II can deliver a wide range of radiation therapy treatments, including 3D CRT, IMRT, VMAT, SBRT, and SRS on the same platform.



## Why Siddharth-II ?

Siddharth-II linear accelerator represents a pinnacle of technology in radiation therapy. It is designed for unparalleled precision, versatility, patient-centric design, and the potential to enhance treatment outcomes. By incorporating this advanced technology into their practice, clinicians can provide the highest level of care to their patients, improve treatment efficiency, and stay at the forefront of radiation therapy advancements.

## Providing patient care that exceeds expectations

### Improve patient experience

With wide bore ring gantry and reduced claustrophobic environment

### Make image guidance a norm

With patented In-Gantry Stereotactic Imaging which verifies the treatment plan to that of the real-time tumor position

### Transform precision delivery

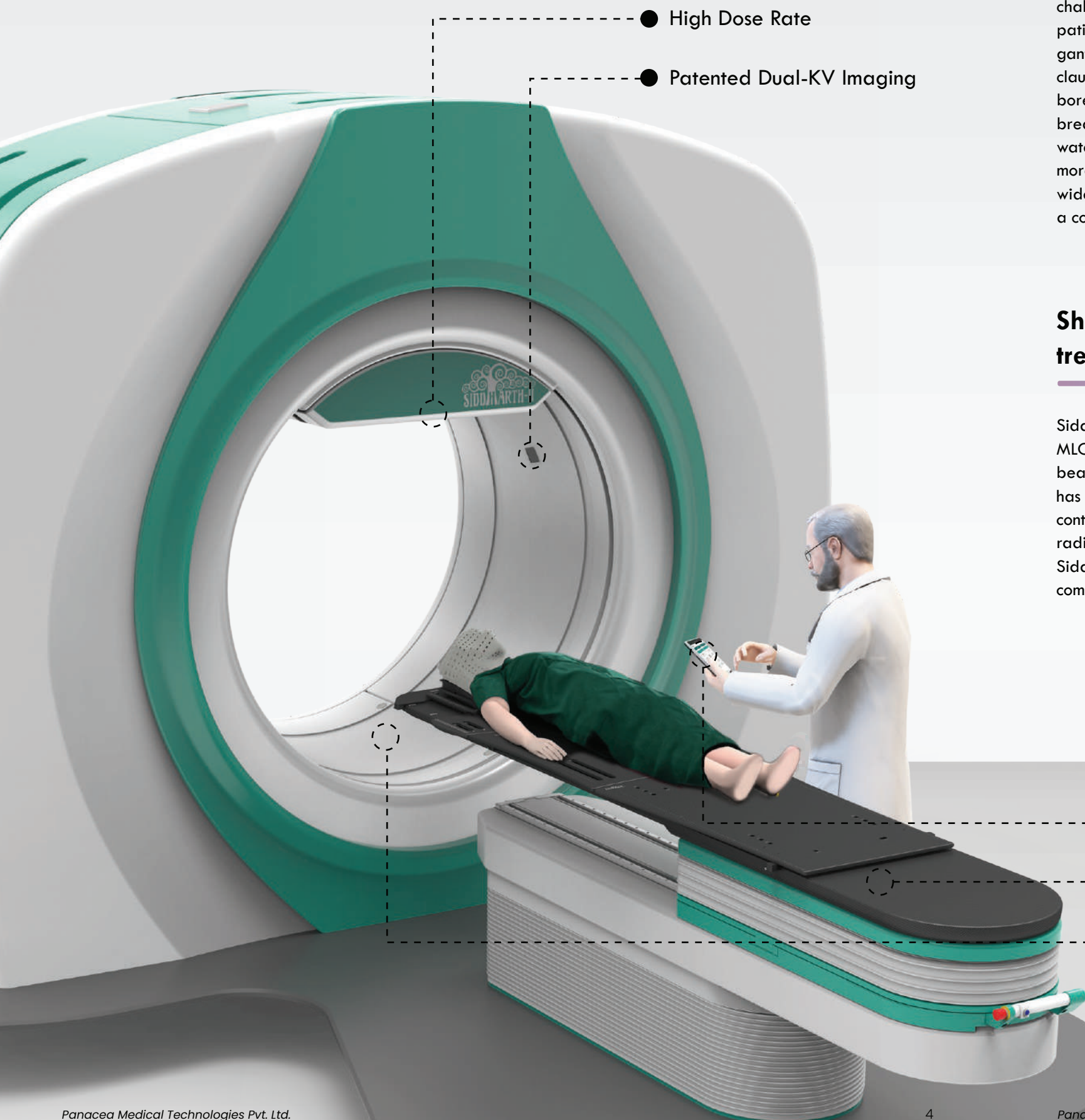
With the finest multileaf collimator and 6D robotic couch

### Enhance efficiency

With the 4-step and error free workflow



# Unlock the extraordinary with Siddharth-II's exclusive features



## Patient comfort at the heart of our design

The size of the bore in a ring gantry-based system can be a significant hurdle for both clinicians and patients alike. Fortunately, Siddharth-II addresses this challenge with its wide bore of 1.5m, which allows patients to feel comfortable and at ease within the gantry without experiencing any feelings of claustrophobia. Additionally, the spaciousness of the bore enables complex positioning devices, such as breast boards and quality assurance devices, like water phantoms, to be easily mounted, allowing for more efficient treatment and QA. With Siddharth-II's wide bore, patients can receive the care they need in a comfortable and and reassuring environment.

## Sharper precision, smarter treatment

Siddharth-II is equipped with a rapid, high-precision MLC system that enables the shaping of the radiation beam to conform to the shape of the tumor. The MLC has 46 pairs\* of leaves, each independently controlled, which can be adjusted to create complex radiation fields with high accuracy. This makes Siddharth-II highly versatile and capable of delivering complex treatments like IMRT, VMAT and SBRT.

## Move beyond limits with our 6DOF couch

Siddharth-II has a revolutionary hexapod patient treatment couch that leverages advanced robotic technology to deliver unparalleled treatment precision. The unique 6 degrees of freedom (DOF) provided by the couch enables it to perform the finest motions required for precise patient positioning and offset correction autonomously, ensuring optimal treatment outcomes. With the ability to position patients quickly and accurately in six different degrees of freedom, this advanced system provides the precision positioning necessary for effective radiation therapy.

## Low dose imaging - powered with patented In-Gantry Stereotactic Imaging

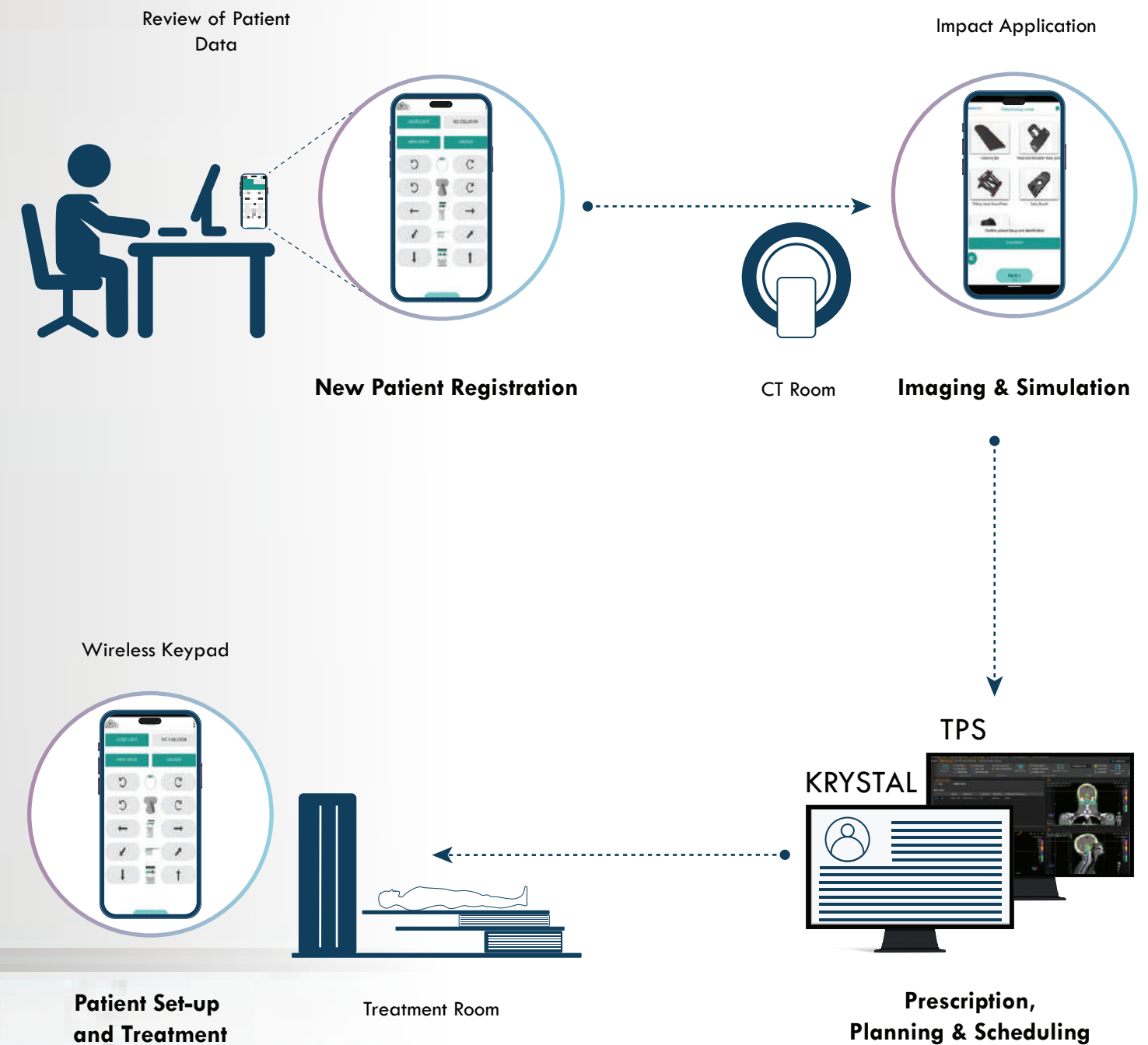
Siddharth-II is the pinnacle of precision and speed in radiation therapy. With its advanced dual kV Imaging chains, this state-of-the-art system offers unprecedented clarity and visualization of soft tissue targets, making it easier than ever before to achieve precise and confident treatments. The system's rapid dual kV-CBCT further streamlines the treatment process, with acquisition and reconstruction taking as little as 40 seconds. This technology provides clinicians with enhanced visibility of targets, enabling them to make more informed treatment decisions in less time and lowest dose.

\*This configuration of the Multileaf Collimator is for the Superia variant of Siddharth II only. Refer Page 11 for more detailed information on configurations of the other variants.



## Streamline your radiation oncology workflow with Krystal

Introducing Krystal, the radiation oncology information system designed to revolutionize the way cancer treatments are delivered. With its precision-focused workflow, Krystal streamlines the treatment process by reducing redundant steps and optimizing patient information management. Krystal serves as a complete repository of patient information, from initial registration to the end of the treatment cycle, ensuring accuracy and consistency throughout. The system's offline capabilities allow radiation oncologists to prescribe doses and verify treatment plans from any location, making it a highly versatile and convenient tool for healthcare providers. The system is compatible with DICOM RT and DICOM 3.0 and can be easily integrated with any therapy machine present in the Radiation Oncology facility.

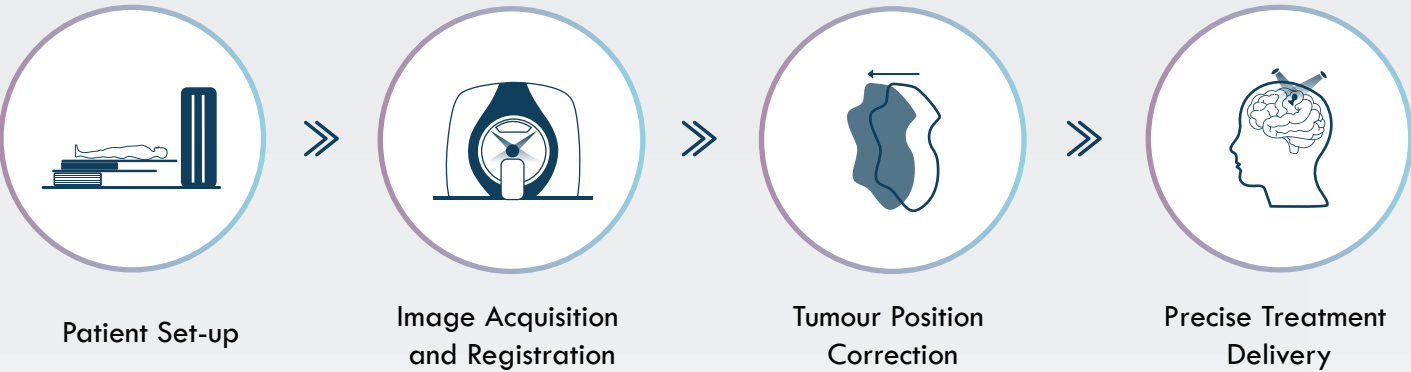


SIDDHARTH-II



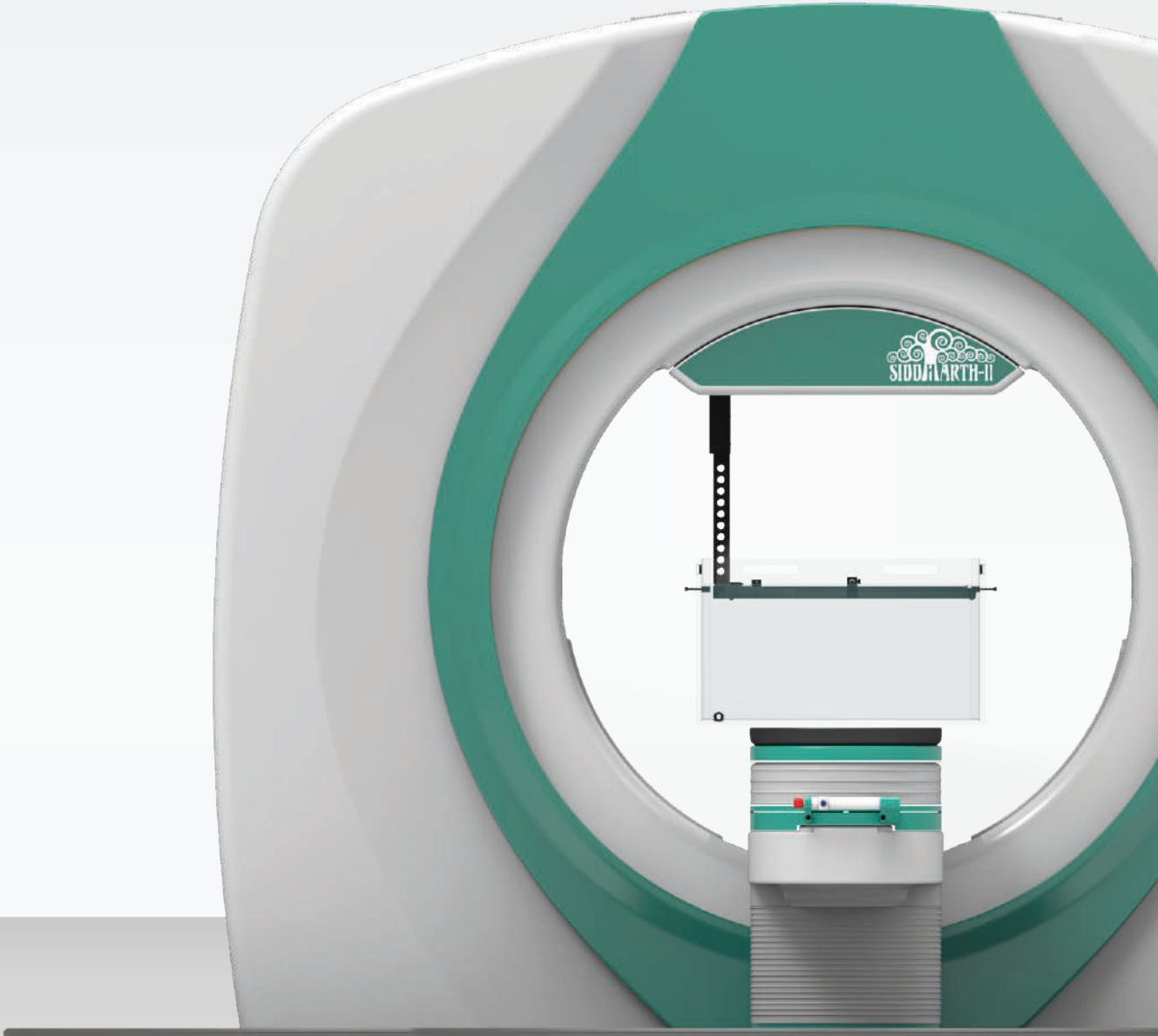
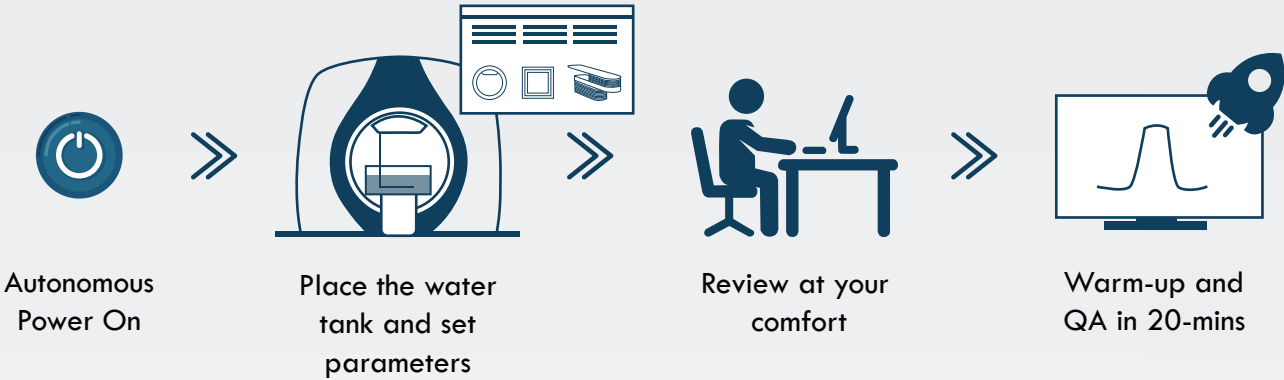
## Quality treatment is just 4 steps away

Siddharth-II offers a 4-step workflow for any treatment modality, including 3D CRT, IMRT, VMAT, SBRT, or SRS treatment. The patient set-up is swift and efficient, requiring the user to ensure head-first positioning while the machine takes care of the rest. A quick Stereotactic image is taken within milliseconds, minimizing patient exposure to imaging radiation. The system acquires a CBCT in just 40 seconds and calculates the necessary shift, providing immediate feedback for rapid auto couch shift correction. The final step involves treatment delivery as per the treatment plan.



## Transforming Beam Data Acquisition on Siddharth-II


Siddharth-II's patented Scanomatika is an advanced and intuitive robotic RFA that simplifies the process of acquiring beam data. With its in-built robotic arm, Scanomatika descends and aligns to the water level in the 3D water phantom, moving in three axes to capture beam data at different levels. The feature-rich software autonomously captures the data with minimal user intervention and populates the chart for the user to analyze and begin treatment. With Scanomatika, the user can focus more on patients and less on machine QA. Set up the system and leave for the day, and Scanomatika's robotic arm will perform the measurements and desired QA in one go. The next day, the acquired data is ready and documented, simplifying beam data acquisition like never before.





Optimized for smaller vaults

Siddharth-II is designed to fit in compact spaces and can be installed in existing smaller bunkers with ease. The system features an in-built beam stopper that provides primary shielding, eliminating the need for extensive modifications to the bunker. This innovative feature not only reduces the installation time but also ensures efficient space utilization.



Bunker Dimension

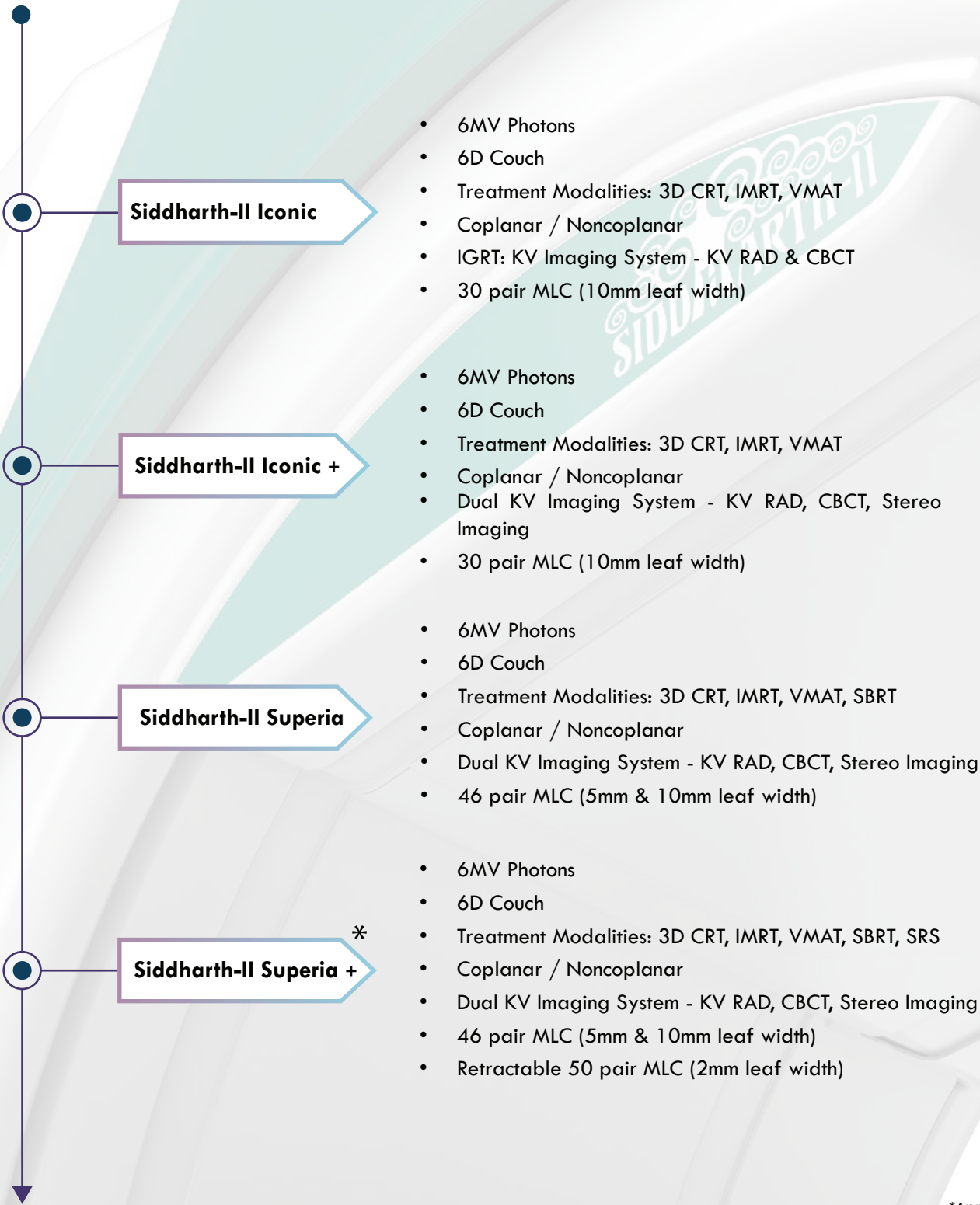
- Outer to outer dimension of bunker size is 9.2 \* 14.75 from bunker to control console

Length	9.2m
Breadth	14.75m
Height	5m

Pick your perfect fit

Siddharth-II is available in four variants, with each variant field upgradable to higher variants.

- Siddharth-II Iconic
- Siddharth-II Iconic Plus
- Siddharth-II Superia
- Siddharth-II Superia Plus



\*Approval Pending



**ROTATIONAL REVOLUTION  
HAS JUST BEGUN....**



**PANACEA**  
Engineering Medicine

**Panacea Medical Technologies Pvt. Ltd.**

✉ [contact@panaceamedical.com](mailto:contact@panaceamedical.com)

🌐 [www.panaceamedical.com](http://www.panaceamedical.com)